

# Integration Manual

## METIS for Publishers

---

### About this Document

Responsible officer: Franz Benjamin Nössler

Last saved: 21.02.2023 10:45

Printed on: 21.02.2023 10:45

Document version: 2.23

#### Changes

Version	Status	Changes	Employees
2.8	20.02.2018	- Possibility to register authors without contract	Franz B. Nößler
2.9	07.06.2018	- Amend registered participants information	Franz B. Nößler
2.10	11.07.2018	- edited Counter IDs https-integration	Franz B. Nößler
2.11	27.03.2019	- added potential source of error "Referrer-Tag" (2.3.6), edited check the registration number (3.6) and quality check (3.7)	Franz B. Nößler
2.13	19.06.2019	Maintenance time updated	Franz B. Nößler
2.14	20.01.2020	Information regarding Lazy Load (2.3.7)	Franz B. Nößler
2.15	18.02.2020	At least one author required	Franz B. Nößler
2.16	12.08.2020	Counter ID via redirect (chapter 2.3.2) no longer supported	Franz B. Nößler
2.17	22.10.2020	Added hyphen and underscore to allowed characters in publisher key  Removed no referrer-tag information (2.3.6)	Franz B. Nößler
2.18	27.05.2021	Added Error for double base64-encoded text. Removed METIS-PHP-Client info	Franz B. Nößler
2.19	17.06.2021	Removed stale example	Franz B. Nößler
2.20	16.11.2021	Added "Amend registered participants information" webservice (chapter 2.4.1) and update potential lazy load errors (chapter 1.7.7)	Christian Hofer
2.21	09.03.2022	Added new REST Webservices	Christof Kraschl
2.22	07.10.2022	Fixed incorrect webservice links, added new masks, added description of "Aufstellung ergänzter Beteiligter", added new error codes to webservices	Philip Picej
2.23	06.02.2023	Adaptation of the REST reporting service. Publishers can report publishers as participants.	Christian Staffa

**Table of Contents**

**1 Introduction..... 5**

1.1 Prerequisites to Receive Payment for Texts ..... 5

1.2 Royalty Rates ..... 5

1.3 Overview / Process ..... 6

1.4 Technical Basis ..... 6

**2 Counting of visits ..... 7**

2.1 Basic Information on Counter IDs ..... 7

2.1.1 VG WORT Counter IDs ..... 7

2.1.2 Publisher key as Counter ID ..... 7

2.1.3 General ..... 8

2.2 Ordering Counter IDs ..... 8

2.2.1 Ordering via the Web Service Interface ..... 8

2.2.2 Ordering Counter IDs via the Registration System Screen ..... 9

2.3 Integrating Counter IDs ..... 10

2.3.1 Into HTML Texts ..... 10

2.3.2 Into Documents (PDF or EPUB Files) ..... 10

2.3.3 Base64url encoded Counter IDs..... 11

2.3.4 Counting of visits (Articles behind Paywalls) ..... 11

2.3.5 Counting of visits within https pages..... 12

2.3.6 Potential source of error “Referrer-Tag” ..... 12

2.3.7 Potential source of error “Lazy Loading” ..... 13

2.4 Checking Counts ..... 13

2.4.1 Displaying / Downloading within the Application ..... 13

2.4.2 Viewing via the Web Service Interface ..... 14

**3 Registration Notifications .....15**

3.1 Registration Notification Requirements..... 15

3.1.1 Identification Code ..... 15

3.1.2 All Contributing Authors, Translators and Agencies ..... 15

3.1.3 Short Description / Heading (Title)..... 16

3.1.4 Text ..... 16

3.1.5 Location of Publication (Webranges)..... 16

3.2 Transmission of a Registration..... 16

3.2.1 Registration via the Web Service Interface ..... 16

3.2.2 Notifications via the Entry Screen..... 21

3.3 Searching of notifications ..... 22

3.3.1 Web Service Interface ..... 23

3.3.2 The Screen ..... 24

- 3.4 Amend registered participants information ..... 24
  - 3.4.1 Web Service Interface ..... 24
  - 3.4.2 The Screen ..... 26
- 3.5 List amended Participants ..... 28
  - 3.5.1 Web Service Interface ..... 28
  - 3.5.2 The Screen ..... 28
- 3.6 Author Notification ..... 29
- 3.7 Checking the Registration Number ..... 29
  - 3.7.1 Web Service Interface ..... 29
- 3.8 Quality Check ..... 30
  - 3.8.1 The Web Service Interface ..... 31
  - 3.8.2 The Screen ..... 32
- 3.9 Login Protected Texts ..... 33
- 4 Technical Processes / Web Services .....34**
  - 4.1 Authentication ..... 34
    - 4.1.1 Authorisation / Authentication Errors ..... 34
  - 4.2 Data Security ..... 34
  - 4.3 Versioning ..... 34
  - 4.4 Notifications / Process ..... 34
  - 4.5 Test System ..... 35
  - 4.6 Example for Web Service Requests ..... 35

## 1 Introduction

This documentation is an outline of METIS for publishers who want to participate in the programme. It contains both a general description of the process and a technical description of the interfaces being used. It is based on data collected and integration problems that have been observed in the past across years of experience.



In order to participate in METIS, all you need to do is carry out a one-off reporting system registration at <http://tom.vgwort.de>.

### 1.1 Prerequisites to Receive Payment for Texts

METIS is a system which allows the payment of royalties for the secondary exploitation of texts on the Internet (i.e. copies of texts which have been made available over the Internet). For this reason, texts containing technical copy protection features are excluded from the programme.

Because it is impossible to determine the actual technical copying act, VG WORT will assume that there is a correlation between the use and the secondary use of a text, that is to say, one assumes that texts which are read frequently will also be copied frequently. For this reason the texts need to be counted individually in a counting process. Distribution of payment will be based on texts which have reached the minimum visits limit. VG WORT will retrospectively set a minimum number of visits for each calendar year (January of the following year). For 2014, texts of 10,000 characters or fewer must achieve 1,500 visits per year. For texts of 10,000 characters or more, the minimum number of visits was reduced to 750 visits / year (apportioned minimum number of visits). The number of visits of texts behind paywalls will be multiplied with factor 3 (from 2016 on). For more information, please refer to the VG WORT website:

- Distribution scheme: <http://www.vgwort.de/publikationen-dokumente/verteilungsplaene.html> (§ 58 and § 59)
- Quotas: <http://www.vgwort.de/publikationen-dokumente/quoten-uebersicht.html> (Chapter "METIS")

There is another criterion regarding the length of the text; the texts must have a minimum length of 1,800 characters (including spaces). There is an exception to this rule for poetry – these may also be shorter.

Summary of Criteria:

- The text must have been published on the Internet
- No technical copy protection
- Minimum of 1,800 characters (except for poetry)
- The minimum number of visits must have been reached

### 1.2 Royalty Rates

VG WORT will retrospectively set a value for royalties for each calendar year (May / June). The royalties consist of a publisher's share and an author's share. The current royalties and modalities can be seen in the quota overview on the VG WORT website: <http://www.vgwort.de/publikationen-dokumente/quoten-uebersicht.html> (Chapter "METIS").

It should be noted that the royalty rate applies to each text that meets aforementioned conditions. This means that publishers with hundreds or thousands of such publications per year should be able to recover their implementation costs quickly.

### 1.3 Overview / Process

There are only three steps that need to be followed in order to receive royalties:

- 1.) Counting of visits
- 2.) Transmission of a notification
- 3.) Receipt of royalty

Royalties are paid based on the number of times that the text has been visited. This is why it is important that you commence accurate counting of visits as soon as possible (see Chapter „2 Counting of visits“). If a notification is sent later, there must be an internal link between the text and the counter ID/counter marker. Each text must bear its own counter ID.

The second step is the transmission of the notification (see Chapter "3 Registration Notifications"). The text, the publication location (URL) and all contributing authors and translators are to be registered with VG WORT.

After the notification has been transmitted, VG WORT will check each text to see whether it meets the criteria for payment of royalties. Royalties will be paid out automatically if this is the case.

### 1.4 Technical Basis

Each of the steps described here can be carried out manually via portal or automatically via the web service interfaces. The manual option is recommended for smaller publishers (up to 100 texts per year). For larger publishers, we recommend a fully-automated integration via the interfaces.

## 2 Counting of visits

The visit counts are provided by scalable central measurement systems of the kind used in the advertising industry. Invisible images (counter IDs) which are embedded in HTML pages provide counted measurands.

The visit count forms the basis for any possible royalty payment. This is why it is important that as many texts as possible for which a royalty payment could come into question have the number of visits counted.



A lot of articles achieve most of their visits on the day of publication. You should therefore ensure that articles have a counter ID applied upon publication, as the minimum visits may not be achieved otherwise!

Publishers who are already participating in the programme have found that it is best to commence counting of visits with newly-released articles. As soon as the automated process is working smoothly, you can start to consider retrospectively applying counter IDs to older articles (e.g. archives). It is difficult to give a general recommendation either way on this point, as it largely depends on how heavily archived content is used. The publisher in question should base its decision on a cost/benefit analysis.

### 2.1 Basic Information on Counter IDs

#### 2.1.1 VG WORT Counter IDs

Each counter marker is made up of two parts (public identification code; private identification code). The public identification code is used for integration into the HTML page in question (see Chapter 2.3 Integrating Counter IDs). The private identification code is required at a later point, for the notification.

Therefore the private identification code must be linked to the article in your CMS system.

#### 2.1.2 Publisher key as Counter ID

Publishers often use unique, internal keys for their articles. These keys can be used as Counter IDs. In such cases, the publisher key will be used as both the public and private identification code.

The following points have to be considered:

- A publisher key used as a Counter ID starts with the prefix "vgzm.<Karteinummer>-" followed by the unique key. The placeholder "<Karteinummer>" has to be replaced with the "Karteinummer" (registration number) of the publisher within the VG WORT.
- The publisher key must not contain any special characters (i.e. only characters [a-z][A-Z][0-9] the dot, hyphens and underscore).
- The key has to be unique within the publishing house.
- DOI (<http://www.doi.org>) may also be used as publisher keys.
- Within a DOI the slash "/" after the publisher ID should be replaced with a hyphen ("-") as slashes are not in the list of allowed characters.

**Example:** vgzm.970-123456789



Before using a publisher key as a counter ID, please be sure to contact VG WORT first and send an example publisher key (email [metis.support@vgwort.de](mailto:metis.support@vgwort.de))! Using counting via publisher keys requires a separate activation. If these steps are not carried out, we cannot offer counting of visits via publisher keys!

### 2.1.3 General

It is recommended that counting of visits be implemented before registration (see Chapter 3).



It is not necessary to have all of the text information (e.g. author details) stored when counting of visits is carried out. Thus you should not make counting of visits dependent on such factors.

## 2.2 Ordering Counter IDs

Publishers may need to order large volumes of counter IDs and then store these in their internal CMS systems. There are two ways of doing this. The first option is to get counter IDs directly from the portal. The second is retrieve counter IDs via an automated web service.

Generally, 4,000 counter IDs may be ordered per year. If a publisher needs more counter IDs than this, please contact us at [metis.support@vgwort.de](mailto:metis.support@vgwort.de) so that we can make the necessary capacities available.



It is recommended to keep at least one week's supply of counter IDs at the ready so that you are not reliant on the METIS application's availability.



When using publisher keys as counter IDs, you do not need to order counter IDs from VG WORT!

### 2.2.1 Ordering via the Web Service Interface

Web Service Request URL: <https://tom.vgwort.de/api/external/metis/rest/pixel/v1.0/order>  
 Webservice Definition: <https://tom.vgwort.de/api/external/swagger-ui/index.html#/pixel-external-rest-controller/orderPixelUsingPOST>

#### 2.2.1.1 orderPixel - RequestBody

Field	Type	Description
count	int	Number of counter IDs being requested (>1)

#### 2.2.1.2 orderPixel - ResponseBody

Field	Type	Description
orderDateTime	string	Order date + time in "YYYYMMddHHmm" format.
domain	string	The counter ID domain. This domain must be used when integrating the counter IDs.
pixels	pixels	Complex data type.
publicIdentificationId	pixelIDType	Public counter ID identification code.
privateIdentificationId	pixelIDType	Private counter ID identification code.

#### 2.2.1.3 orderPixel - Fault

Field	Type	Description
errorcode	int	The error code.
errormsg	string	Reason for cancellation of request.



#### 2.2.1.3.1 ErrorCodes

Error	Error Code	maxOrder	Notification
MaxAnzahlBestellung	1	#####	The maximum number of counter IDs (##.###) for this order has been exceeded by ##.###.
MaxAnzahlJahr	2	#####	The maximum number of counter IDs (##.###) for the year has been exceeded by ##.###.
KeineEMailVorhanden	3	0	You have not entered an email address for your user account. Please enter one in the registration portal.
TechnischerFehler	100	0	Technical error.



Especially when requesting counter IDs via the web service interface, it is recommended that you stock up on spare counter IDs (see above).

#### 2.2.2 Ordering Counter IDs via the Registration System Screen

You can order counter IDs after logging into the portal by clicking on "Zählmarkenbestellung".

**Figure 1 Description of Counter ID Order Screens**

After you have entered the number of counter IDs required and clicked on the "Zählmarken bestellen" button, the system will generate the counter IDs. You will then be redirected to a page from which you can download your counter IDs. If you have tried to order more counter IDs than are available, an error notification will be displayed. If this happens, please contact us at [metis.support@vgwort.de](mailto:metis.support@vgwort.de).



**Figure 2 Description of Counter ID Download Screen**

In addition to the counter domain ("Zählidomäne"), the screen above also provides integration examples for HTML texts. Click on "Download der reinen Codepaare als CSV-Datei" to download your counter IDs. The CSV file format is described in the following section. Click on "Download der vorkonfigurierten Zählmarken als CSV-Datei" to get all counter IDs as implemented HTML Code.

### 2.2.2.1 CSV File Format

CSV files are generated in the following format (the columns are separated by a semicolon):

Public Identification Code	Private Identification Code
c5b7568d28884052a9ff92d5afd08f34	963d3844c1fe4a2988ab2f6e44fa8221
2dc903d7411841f48c4b65c95f730bed	8741189a4c204f63b24fcff89456fbbf
f5584e4754f741ebb38b2ab9c30c4a0b	e2a29638e704455e89a7cfc9dfdcd134
f42a5ca04bbf4b5c82a43c039e86d6e0	7e9d197b7d1e4ccca9891dbe6ac1a056

## 2.3 Integrating Counter IDs

### 2.3.1 Into HTML Texts

The counter ID is a transparent (invisible) image 1 x 1 pixel in size. It does not affect the amount of time taken for a page to load, as browsers load images and text separately. The invisible image does not have an effect on the page's appearance.

Example of a VG WORT counter ID in HTML (somewhere between <body> and </body>):

```
<IMG src="domain.met.vgwort.de/na/c5b7568d28884052a9ff92d5afd08f34"
height="1" width="1" border="0">
```

Example of a publisher key in HTML (somewhere between <body> and </body>):

```
<IMG src="domain.met.vgwort.de/na/vgzm.970-123456789" height="1" width="1"
border="0">
```

Example of a VG WORT counter ID in XHTML (somewhere between <body> and </body>):

```
<IMG src="domain.met.vgwort.de/na/c5b7568d28884052a9ff92d5afd08f34"
height="1" width="1" border="0"/>
```

Example of a publisher key in XHTML (somewhere between <body> and </body>):

```
<IMG src="domain.met.vgwort.de/na/vgzm.970-123456789" height="1" width="1"
border="0"/>
```

- `"domain.met.vgwort.de"`  
The Counter Domain. This must be replaced by the counter domain that was provided when the counter IDs were ordered.
- `"/na/"`  
Fixed part of a counter id. Must not be deleted!
- `"c5b7568d28884052a9ff92d5afd08f34"`  
The counter ID's "public identification code"
- `"vgzm.970-123456789"`  
The correctly formatted publisher key of the text whose number of visits is being counted.

### 2.3.2 Into Documents (PDF or EPUB Files)

A counter ID cannot be integrated into such a file. For this reason, the marker must be integrated into the HTML page from which the document is accessed. Links from other sites cannot be considered. A redirect from the counter server to a document would be a security leak. Therefore JavaScript is needed to count the visits of such a document.

With this option, the counter pixel (invisible image) is integrated into the HTML page by JavaScript as soon as the document (the link to the document remains unchanged) is opened.

**HTML Integration Example (VG WORT Counter ID):**

```
<html><head>
<script>
  function vgwPixelCall() {
    document.getElementById("div_vgwpixel").innerHTML="<img
src='http://domain.met.vgwort.de/na/98380ae3fc0a4daf84d6197274add99e'
width='1' height='1' alt=''>";
  }
</script></head>
<body>
  <a href="http://www.stepscon.de/beispiel.epub" target="_target"
onclick="vgwPixelCall();">LINK-Name</a>
  <div id="div_vgwpixel"></div>
</body></html>
```

- "domain.met.vgwort.de"  
The Counter Domain. This must be replaced by the counter domain that was provided when the counter IDs were ordered.
- "/na/"  
Fixed part of a counter id. Must not be deleted!
- "98380ae3fc0a4daf84d6197274add99e"  
The counter ID's "public identification code".
- "http://www.stepscon.de/beispiel.epub"  
The link to the document whose number of visits is being counted.
- LINK-Name  
Name of the link.

Publisher keys can also be used when employing this integration method. In such cases the correctly formatted publisher key will be used instead of the public identification code. This document does not provide a separate integration example for this.

**2.3.3 Base64url encoded Counter IDs**

The allowed characters in Counter IDs are restricted (see above). If you use publisher keys with characters who are not allowed, you might encode the Counter ID with Base64url (Codepage UTF-8) encoding. In such cases the encoded Counter ID must be prefixed by "base64-".

**Base64url:**

After Base64 encoding the characters "+" and "/" will be replaced by "-" (hyphen, ASCII 2Dhex) and "\_" (Underline, ASCII 5fhex).

**HTML Integration Example (Base64url encoded publisher key):**

Publisher key: *vgzm.415900-10.1007/s00101-015-0101-z*

Base64url encoded: *dmd6bS40MTU5MDAtMTAuMTAwNy9zMDAxMDEtMDE1LTAxMDEteg==*

```
<IMG src="http://domain.met.vgwort.de/na/base64-
dmd6bS40MTU5MDAtMTAuMTAwNy9zMDAxMDEtMDE1LTAxMDEteg==" height="1" width="1"
border="0">
```

**2.3.4 Counting of visits (Articles behind Paywalls)**

Visits of articles behind paywalls will be multiplied by factor 3. There is a prefix to differentiate between visits behind paywalls and visits on free pages. You have to prefix all articles behind paywalls while articles a free accessible pages don't need to be prefixed.



Prerequisite for notifying an article behind a paywall is a free access for VG WORT to those articles. This can either be done by providing user id and password or by giving free access to the IP of VG WORT (in T.O.M. Menu via "Zugriff auf zugangsbeschränkte Inhalte erlauben").

The Prefix is „pw-“ (Paywall).

#### Integraion examples

##### VG WORT Counter ID behind paywall in HTML:

```
<IMG src="http://domain.met.vgwort.de/na/pw-c5b7568d28884052a9ff92d5afd08f34" height="1" width="1" border="0">
```

##### Base64URL encoded publisher key behind paywall in HTML:

```
<IMG src="http://domain.met.vgwort.de/na/pw-base64-dmd6bS40MTU5MDA5MTAwMTAwNy9zMdAxMDEtMDE1LTAxMDEteg==" height="1" width="1" border="0">
```

##### VG WORT Counter ID with JavaScript:

```
<html><head>
<script>
    function vgwPixelCall() {
        document.getElementById("div_vgwpixel").innerHTML="<img
        src='http://domain.met.vgwort.de/na/pw-
        98380ae3fc0a4daf84d6197274add99e' width='1' height='1' alt=''>";
    }
</script></head>
<body>
    <a href="http://www.stepscon.de/beispiel.pdf" target="_target"
    onclick="vgwPixelCall();">LINK-Name</a>
    <div id="div_vgwpixel"></div>
</body></html>
```

### **2.3.5 Counting of visits within https pages**

Upon integrating Counter IDs within https pages pay attention to do so as https Link.

i.e.: <https://domain.met.vgwort.de/...> instead of <http://domain.met.vgwort.de/...>

Up until recently a separate SSL-Domain had to be used which is still supported, so there is no necessity for updating your current integration.

### **2.3.6 Potential source of error “Referrer-Tag”**

Certain settings within the source code can lead to the loss of count values due to missing information. It may then look like the count values for the text are wrong (i.e. the pixel is on the start page). This can lead to the loss of count values and the pixel may not reach the minimum visits. Pay attention to how the referrer tags are configured in the source code of your site to avoid these problems.

The code `<meta name="referrer" content="origin">` reduces the sent URL [https://www.beispiel.de/mein\\_text.html](https://www.beispiel.de/mein_text.html) to <https://www.beispiel.de>. In this case the count values can't be assigned correctly to the text.

Additional settings of the Referrer-Tag suppress the whole domain which causes the total loss of the count values when also other factors indicate that count values aren't correct.

Only if `<meta name="referrer" content="no-referrer-when-downgrade">` or `<meta name="referrer" content="unsafe-url">` are used, it's 100% guaranteed that the count values are correct.

### 2.3.7 Potential source of error “Lazy Loading”

This function is highly problematic in certain cases and mandatory in other cases.

The use of “Lazy Load” must be avoided if a single URL contains only one text or a single part of a multi-site text. In those cases, the counter ID will only be loaded when the part of the site containing the counter ID is displayed. Especially if the counter ID is inserted at the end of the text, this function leads to the counter ID only being loaded if the user scrolls to the very end of the page. If he does not reach this point of the page, for example because the counter ID is placed after ads or comments, the counter ID is not loaded, and **no counting takes place**.

For sites with many texts on a single site, or if texts are automatically loaded when the user reaches the end of the first text, this does not apply. As it cannot be assumed that texts which are not explicitly searched by the user have a high probability of being copied, in these cases a counting should only take place if the text is chosen by the user. This can be achieved using “Lazy Load”. The counter ID should be inserted in the middle of a text to make sure it is counted, but also make sure it is only counted if the specific text is seen by the user.

## 2.4 Checking Counts

### 2.4.1 Displaying / Downloading within the Application

The application has a function which allows users to check which counter IDs have already been counted and which counters have exceeded the minimum visits. This allows users to check that the counter IDs have been correctly integrated. This function can be launched via the "Zählmarkenübersicht" button in the menu. See the figure below.

**Figure 3 Description of Counter ID Overview Screen**

The following options are available:

- “Meldung erfolgt”: shows only counter IDs that already have been reported.
- „Bestelldatum (von / bis)“: shows only counter IDs ordered within a certain time period.
- „Meldung erfolgt“: shows all counter IDs with a notification.
- "Zählerstart erfolgt": shows all counter IDs that have been counted.
- “Mindestzugriff”: shows all counter IDs that have reached the minimum visits (“erreicht”), or have reached the minimum visits for long texts (“anteilig”) or have not reached the minimum visits (“nicht erreicht (-)”) resp. the minimum visits for a year has not been set yet (“nicht festgelegt (x)”).
- "In Ausgeblendete Zählmarken suchen": shows also counter IDs that have been hidden via the functionality “Zählmarken ausblenden”. Counter IDs should be hidden, if the corresponding texts do not correspond to the criteria defined in chapter 1.1 (e.g. the text is too short).

The option "Mindestzugriff" works only if the minimum number of visits for a year has already been set (this usually takes place at the beginning of January with respect to visits in the previous year).

The counter ID lists can also be downloaded in CSV format.



There is a delay of approximately 4 days between the commencement of counting and a counter ID appearing in the statistics, i.e. if a counter ID is integrated today, it will not appear in the statistics for 4 days.



It is recommended that you test the integration of a few counter IDs and then check whether counting commences correctly before rolling out counter IDs across your entire Internet portfolio.

#### 2.4.2 Viewing via the Web Service Interface

Contrary to the screen in the portal (see above), the Web Service only allows users to download lists of counter IDs displayed under "mit Mindestzugriff / ohne Meldung" and "mit anteiligem Mindestzugriff / ohne Meldung".

Web Service Request URL: <https://tom.vgwort.de/api/external/metis/rest/pixel/v1.0/overview>

Webservice Definition: <https://tom.vgwort.de/api/external/swagger-ui/index.html#/pixel-external-rest-controller/pixelOverviewUsingPOST>

##### 2.4.2.1 pixelOverview - RequestBody

Field	Type	Description
offset	int	Return point. The system returns a maximum of 100 counter IDs at a time. There are more counter IDs that match the criteria, other counter IDs can be viewed via the offset.  Example (190 counter IDs present): 1st request (offset = 0): Counter IDs 1 – 100 will be returned 2nd request (offset = 100): Counter IDs 101 – 190 will be returned
Type	Selection	Either "MINDESTZUGRIFF" or "ANTEILIGER_MINDESTZUGRIFF"

##### 2.4.2.2 pixelOverview - ResponseBody

Field	Type	Description
amount	Int	Number of counter IDs found
offset	Int	The offset for the request
privateIdentificationId	pixelIDType (List)	Private counter ID (or publisher key) identification code.

##### 2.4.2.3 pixelOverview - Fault

Field	Type	Description
Errorcode	int	The error code.
Errormsg	string	Reason for cancellation of request.

##### 2.4.2.3.1 Error Code

Error	Error Code	maxOrder	Notification
TechnischerFehler	100	0	Technical error.

### 3 Registration Notifications

Once a counter ID has been ordered and integrated, notifications/reports on the text in question can be registered. This notification should only be sent once the text is in a more or less final draft, as VG WORT will check the text being registered in the testing system with the text that is actually on the Internet.

The latest point in time at which a text can be registered is the so-called "registration deadline". These deadlines are listed on the VG WORT website under "Termine". The current registration deadline for publishers is 1 June of the year following the count year.



In most cases it is recommended that you observe a waiting period of 14 days before sending off the registration notification. If changes are made to the text, there is a risk that it will be rejected during the VG WORT verification process.



Before registering texts using a publisher key as a counter ID, please be sure to contact VG WORT first (by email: [metis.support@vgwort.de](mailto:metis.support@vgwort.de))!

#### 3.1 Registration Notification Requirements

Here is all of the information that must be included in a registration notification:

- Identification code
- All contributing authors, translators and agencies
- Short description / heading (title)
- Text
- Location of publication (areas on the web)

##### 3.1.1 Identification Code

The identification code for the counter ID which has been integrated into the text that is being registered. Can be either the private Identification Code (within VG WORT counter IDs) or the publisher key.

##### 3.1.2 All Contributing Authors, Translators, Publishers and Agencies

Everybody who has contributed to the text. There are three ways to register the authors.

###### First name + surname + "Karteinummer"

The preferred method. Under this method, the first name, surname and the VG WORT "Karteinummer" (registration number) of the author or translator are registered. The use of spellings or pseudonyms is also possible, if they are known to VG WORT. The advantage of this method is that the author is clearly identifiable by VG WORT, eliminating the need for the publisher to do anything else for the author to receive their share of the royalty.

Although this option involves extra work for the publisher at the outset, as the authors' registration number will need to be collected, it has still proven to be the simplest option for most publishers.

###### First name + surname

If you do not know an author's VG WORT registration number, the author can still be registered under his or her first name and surname. If a publisher selects this method to register its authors, the author can look these notifications up via a search dialog. In this case, the name of the author in the notification must match the name of the author used within VG WORT exactly. If the first name is not known by the publisher it can also be provided with only the first character of the first name followed by a dot (.).

In practice, this method typically proves to be more complicated and time-consuming.

### name + cardnumber

The preferred variant when reporting a publisher. A publisher reports its name and the VG WORT card number.

### name

If the VG WORT card number of a publisher is not known, the publisher can also be reported by name.



The rights can only be transferred to the publisher after the publication of the text. The written proof of the transfer of rights of the respective author must be made available to VG WORT at any time upon request!

If the text has been provided by an agency and the author is not known you can use the field „Abbreviation“.

### Abbreviation

If you want to register an agency, then it should be registered this way (e.g. abbreviation: "dpa").



Authors must not be registered via "Abbreviation". This option can only be used for the notification of articles provided by agencies (without knowing the author).

### **3.1.3 Short Description / Heading (Title)**

The title of the article being registered.

### **3.1.4 Text**

The text of the article being registered (either as plain text or as a PDF or EPUB document). The "net text" (i.e. the text without HTML code and without menus or similar).

### **3.1.5 Location of Publication (Webranges)**

All publication locations for the text into which the counter ID has been integrated must be registered. "Webranges" means all URLs which are required to read the entire text once.

Example 1: A text which is spread across 2 URLs must be registered with a webrange (with 2 URLs) (e.g. <http://domain1.de/page1.html>, <http://domain1.de/page2.html>).

Example 2: A text under 1 URL but appears on 2 pages must be registered with 2 webranges (with 1 URL each) (e.g. <http://domain1.de/mytext.html> and <http://domain2.de/mytext.html>).

Example 3: A text which is spread across 2 URLs and appears on 2 different pages must be registered with 2 webranges (with 2 URLs each) (e.g. <http://domain1.de/page1.html>, <http://domain1.de/page2.html> and <http://domain2.de/page1.html>, <http://domain2.de/page2.html>).

## **3.2 Transmission of a Registration**

### **3.2.1 Registration via the Web Service Interface**

Web Service Request URL: <https://tom.vgwort.de//api/external/metis/rest/message/v1.0/newMessageRequest>

Webservice Definition: [https://tom.vgwort.de/api/external/swagger-ui/index.html#/message-external-rest-controller/newMessageUsingPOST\\_1](https://tom.vgwort.de/api/external/swagger-ui/index.html#/message-external-rest-controller/newMessageUsingPOST_1)

#### **3.2.1.1 Recommendations for Using the Web Service**

- Texts should only be registered when they are "stable" (i.e. they are not going to be changed frequently). For this reason, it is recommended that you wait a few days before registering a text (e.g. 14 days). This will not have any effect on the royalty, as payment for each year is only made at the end of September / beginning of October of the following year.
- The registration notifications should be sent daily during the evening. Time window: 10:00 pm – 3:00 am. From 3:00 am to 6:00 am there is a general maintenance window during which notifications cannot be sent.



- In order to reduce the strain on the server (and to minimise waiting times), notifications should be sent one after the other (not simultaneously). From a transactional point of view, each registration will be dealt with individually. This means that each successfully received notification will be saved - irrespective of whether the notification before or after that notification caused an error.
- All error codes (one or two digit) indicate a registration notification error. It is pointless to resend the notification unchanged. Three digit errors (as well as the HTML 500 error) indicate a technical problem. In this case, it may help to resend the same notification at a later point in time (e.g. the next day with the following day's notifications).
- When a notification is confirmed, it means that it is technically in order (i.e. minimum volume of 1800 characters, the counter ID exists, ...). In a later phase, the registration notifications are randomly tested by the automated VG WORT testing system. Should any problems arise, the notifications in question will be sent back and the VG WORT user will be informed of the problem by email. Through the portal, these notifications can be deleted or manually edited and resent.

3.2.1.2 newMessage - RequestBody

Field	Type	Description
privateidentificationid	pixelIDType	Identification ID of the counter mark. Either the private counter ID identification code (in case of a VG WORT counter id) or the publisher key.
reproductionRight	boolean	Reproduction Rights (§ 16 UrhG)
distributionRight	boolean	distribution right (§ 17 UrhG)
publicAccessRight	boolean	Right of public access (§ 19a UrhG)
otherRightsOfPublicReproduction	boolean	Other Public Communication Rights (§§ 19, 20, 21, 22 UrhG)
rightsGrantedConfirmation	boolean	Declaration of Granting of Rights
withoutOwnParticipation	boolean	This flag may only be specified "true" if the publisher is just acting as service provider. With this flag the publisher won't get any receipt of royalty. When given as "true" the other "rights flags" are obsolete.
participants	Collection	The originators / translators / agencies of the message. At least one author or translator must be specified. Both authors and translators can be specified in a report.
participant	Involved	0 to several authors. Description: see separate table.
publisher	InvolvedPublisher	0 to 1 publisher
messagetext	MessageText	The text being registered, either as a document (PDF or EPUB) or plain text.
shorttext	string	Short description / heading (title).
text	Text	The text itself. Description: see separate table.
lyric	boolean	"True" if the text is poetic text, otherwise "False".
webranges	Collection	Publication location(s) where the text can be found
webrange	Webrange	A publication location. Description: see separate table.

Participants

Field	Type	Description
participant	Involved	One author or more. The entry should be as follows: "firstName" + "surName" + "cardNumber" or "firstName" + "surName" or "code".
code	codeType	The agency's abbreviation. 2-4 characters
firstName	string	First name (2-40 characters).
surName	string	Surname (2-255 characters).

cardNumber	cardNumberType	Valid VG WORT registration number ("Karteinummer").
involvement	Enum	Type of participant AUTHOR, TRANSLATOR
identificationCodes	IdentificationCodes	IDs for Authors (ISNI, ORCID, GNDID, IPI).
codeType	string	The type of ID (ISNI, ORCID, GNDID, IPI).
code	string	The value of the ID.

#### Publisher

Field	Typ	Beschreibung
publisher	InvolvedPublisher	The specification for publishers is done via "name" + "cardNumber" or just "name".
name	string	Publisher name (2-255 characters).
cardNumber	cardNumberType	Valid VG WORT registration number ("Karteinummer").

#### Text

Field	Type	Description
pdf	base64BinaryMax15MB	The text in PDF format (base 64 encoded!). Maximum size: 15 MB.
epub	base64BinaryMax15MB	The text in EPUB format (base 64 encoded!). Maximum size: 15 MB.
plainText	base64BinaryMax15MB	Plain text without HTML and other formatting information (base 64 encoded!). Maximum size: 15 MB.

#### Webrange

Field	Type	Description
url	urlType	One valid URL or more. Maximum size: 250 characters.

#### 3.2.1.3 newMessage - responseBody

Field	Type	Description
Status	okType	Status OK. Sent on successful receipt. In case of an error, the message newMessageFault will be received.

#### 3.2.1.4 newMessage - Fault

Field	Type	Description
errorCode	int	The error code.
errormsg	string	Reason why the notification was not accepted.

#### 3.2.1.4.1 Error Code

Error	Error Code	Notification
A counter ID could not be found.	1	Private identification code: There is no counter ID for the value entered.
There is no notification and the counter ID belongs to another user.	2	Private identification code: The counter ID has been allocated to another user. Only this user can submit the first notification.
The first notification for this counter ID has already been received.	3	Private identification code: The first notification for this counter ID has already been carried out.

Registration number and surname do not match.	4	Contributing participants: The name {surName} {firstName} listed for the registration number {cardNumber} does not match the name of the author.
The text in the text field or in the PDF file has fewer than 1,800 characters and is not poetry.	5	The text being registered does not have the minimum length of 1,800 characters (including spaces).
The text that was transmitted is wrongly encoded.	7	The text being registered is not correctly encoded. Please use UTF-8.
No PDF was sent.	8	The file that was sent is not a PDF.
Contributor double-registered.	9	Contributing participants: The name {surName} {firstName} listed for the registration number {cardNumber} cannot be registered twice.
The contributor must not be a publisher.	10	Contributing participants: The name {surName} {firstName} listed for the registration number {cardNumber} cannot be a publisher.
Too many special characters.	11	Notification text: The notification text contains too many special characters.
Too many repetitions.	12	Notification text: The notification text contains too many repeated words/sentences.
More than 100 web locations.	13	The total number of web locations must not exceed 100.
More than 1,000 URLs.	14	The total number of URLs must not exceed 1,000.
Wrong Counter ID	16	Private identification code: The Counter ID is not allocated to an article but to a reference work.
Abbreviation and name	18	The notification via first name, surname and abbreviation is no longer possible. Please only provide first name and surname per author.
No login credentials for article behind paywall	19	The registered article is behind a paywall. To notify such texts you have to provide a free access for VG WORT. This can either be done by providing user id and password or by giving free access to the IP of VG WORT (in T.O.M. Menu via "Zugriff auf zugangsbeschränkte Inhalte erlauben").
No EPUB was sent	20	The file that was sent is not a valid EPUB.
EPUB with DRM	21	The document is DRM protected. Registering DRM-protected articles is not possible!
EPUB not readable	22	The Text could not be extracted from the ePub - document.
The contributor has a collection agreement with VG WORT	25	The contributor {first name} {surname} born {date of birth} has concluded a collection agreement with VG WORT. Please adapt the contribution type.
The contributor has a collection agreement with a affiliated association of VG WORT	26	The contributor {first name} {surname} born {date of birth} has concluded a collection agreement with a affiliated association of VG WORT. Please adapt the contribution type.
The contributor has an agreement with VG WORT	27	The contributor {first name} {surname} born {date of birth} has concluded an agreement with VG WORT. Please adapt the contribution type.
The field „transferOfRights” is not set to „true“	28	The transfer of rights from the contributor {first name} {surname} born {date of birth} to your publishing house is required.
There is no country code according to ISO-3166 ALPHA-2 in the field "countryCode"	29	The contributor {first name} {surname} born {date of birth} has an unknown country code.
The field "countryCode" contains	30	The postcode of the contributor {first name} {surname} born

the value "DE", but no 5-digit postal code was specified in the field "postCode" or the field "countryCode" contains the value "AT" or "CH", but no 4-digit postal code in the field "postCode"		{date of birth} has the wrong format (for {country} there must be a {length}-digit postcode).
A contributor exists multiple times within Contributing participants.	31	Contributing participants: The name {surName} {firstName} can not be reported twice.
At least one author required.	32	Contributing participants: At least one author required.
The text is double Base64-encoded.	39	The text is double Base64-encoded.
The fields "reproductionRight", "distributionRight", "publicAccessRight" and "rightsGrantedConfirmation" are not "true" and the publisher is involved in the work.	40	The right of reproduction (§ 16 UrhG), right of distribution (§ 17 UrhG), right of public access (§ 19a UrhG) and the declaration of granting rights must be confirmed.
Too many authors listed as involved	55	The maximum number of authors per notification must not exceed 200.
Too many translators listed as involved	56	The maximum number of translators per notification must not exceed 200.
The information provided by one contributor is not correct.	57	The information provided by one contributor is not correct. Note that only the following combinations are allowed to indicate a participant: First name + Surname + Card number; First name + Surname; Abbreviation
The reported text was not encoded with Base64.	58	The reported text was not encoded with Base64.
One or more of the provided identification codes were used on multiple participants within the same message.	59	The same identification number was assigned to several participants.
One or more of the provided identification codes had an invalid format.	60	The format of one or more specified identification numbers is incorrect.
The field "withoutOwnParticipation" reads "true" and the reporting publisher is among the participants.	61	You are involved in the work as a publisher, although you have indicated that you are not involved.
Too many publishers listed as involved	65	A maximum of one publisher per entry may be specified.
Technical fault	100	Technical fault.

### 3.2.2 Notifications via the Entry Screen

Meldung für den Bereich Texte im Internet / METIS Version: Development

Klicken Sie hier um weitere Informationen zu erhalten.  
Mit \* gekennzeichnete Felder müssen ausgefüllt werden!

**Zählmarkenidentifikation**

Privater Identifikationscode: 000000000000000000000000000000510

**Beteiligte am gemeldeten Werk**

Anzahl der beteiligten Autoren:  \*    Anzahl der beteiligten Übersetzer:  \*

**Autoren**

1. Autor:	<input type="text" value="Karteinummer"/> *	Vorname:	<input type="text"/>	Nachname:	<input type="text"/>	Karteinummer:	<input type="text"/>
2. Autor:	<input type="text" value="Vor-Nachname"/> *	Vorname:	<input type="text"/>	Nachname:	<input type="text"/>		
3. Autor:	<input type="text" value="Urheber (ohne WV)"/> *	Vorname:	<input type="text"/>	Nachname:	<input type="text"/>	Geburtsdatum:	<input type="text"/>
Land:	<input type="text" value="Deutschland"/> *	Straße / Hausnummer:	<input type="text"/>	PLZ:	<input type="text"/>	Ort:	<input type="text"/>

Hiermit wird bestätigt, dass der Urheber des vorstehend gemeldeten Werkes meinem Verlag für dieses Werk die von der VG WORT wahrgenommenen gesetzlichen Vergütungsansprüche nach dem Urheberrechtsgesetz abgetreten hat. Die Abtretung erfolgte nach Veröffentlichung des Werkes. Auf Verlangen werde ich hinsichtlich der Übertragung der Ansprüche Nachweise erbringen. Vorsorglich stelle ich die VG WORT von Ansprüchen Dritter, insbesondere des Urhebers selbst, frei.

Ich bestätige weiter, dass der Urheber mir gegenüber im Rahmen der Abtretung erklärt hat, dass er bislang in keinem vertraglichen Verhältnis zur Verwertungsgesellschaft WORT (VG WORT) oder einer anderen (ausländischen) Verwertungsgesellschaft für Sprachwerke (z.B. Literar Mechana, Pro Litteris) steht. Ich habe den Urheber auf die Möglichkeit hingewiesen, seinerseits einen Wahrnehmungsvertrag mit der VG WORT abzuschließen und unter den im Verteilungsplan der VG WORT geregelten Voraussetzungen eine Ausschüttung des vorgesehenen Urheberanteils zu erhalten.

**Meldungstext**

Kurzbeschreibung / Überschrift:

Textkategorie:  Anderer Text  Lyrik

Text:

PDF- oder ePub-Datei:  Keine Datei ausgewählt.

**Webbereiche**

Angaben zum gezählten Standort des Textes

**Webbereich 1**

Art der Webseite:  Eigene Seite  Verlagseite

#	URL
1	<input type="text"/>

**Kommentar**

Zeichen verbleibend: 500

Das Absenden der Meldung kann einige Sekunden dauern.

Via the Menu items “METIS” – Zählmarken recherchieren“ or „METIS“ – „Meldung erstellen“ notifications to counter IDs can be created.

Öffentlicher Identifikationscode	Bestelldatum	Zählung gestartet	Mindestzugriff	Meldung	URL
cl8a22e4902d440719ae35ab29255f9b9	05.01.2022			Text1	https://www.vgwort.de
0a877f1cc3af6cf90f3dc69091522a	05.01.2022			<input type="button" value="Erstellen"/>	

**Figure 4 Notification Screen Description – Create notifications from counter ID research**

In the counter search, the creation of the report can be started using the "Erstellen" button. The button is only displayed if there is no message yet.

**Meldung für den Bereich Texte im Internet / METIS**

Derzeit sind E-Mails im Umlauf, in denen versprochen wird, „ohne Risiko“ Texte ohne tatsächliche Zugriffe über die Mindestzugriffsschwelle zu bringen, um Vergütungen von der VG WORT dafür zu erhalten. Das Vortauschen einer Kopierwahrscheinlichkeit mit dem Ziel, dafür eine Vergütung zu erhalten, ist als **Betrug strafbar**. Die VG WORT geht gegen alle Betrugsfälle konsequent vor und erstattet Strafanzeige. Dies gilt auch beim bloßen Versuch.

Bitte geben Sie hier den privaten 32-stelligen Identifikationscode oder den verlagsinternen Schlüssel ein:

**Privater Identifikationscode**

Grundlage für die Ausschüttung im Bereich METIS (reguläre Ausschüttung) ist die Zahlung der Zugriffe auf einen Text, der im Internet einsteht. Erreicht die Zugriffszählung in einem Kalenderjahr einen festgelegten Schwellenwert, kann der Text gemeldet und gegebenenfalls auch vergütet werden. Um die über eine bestimmte Zahlmarke erhobenen Zugriffe mit der zugehörigen Textmeldung verbinden zu können, wird jeweils ein eigener "Privater Identifikationscode" als Identifizierung benötigt. Bei Zahlmarken, die Sie auf der eigenen Internetseite eingebaut haben, liegt Ihnen der jeweilige "Private Identifikationscode" vor. Bei Texten, die auf fremden Seiten einsteht, erhalten Sie den Code gegebenenfalls vom Seitenbetreiber. Nur wenn der Seitenbetreiber über ihre VG WORT Kartennummer verfügt, können Sie die Textmeldungen unter einem eigenen Menüpunkt (ohne Codeeingabe) abrufen. Bitte beachten Sie, dass Urheber grundsätzlich erst ab Bekanntgabe des Mindestzugriffs für ein Kalenderjahr Meldungen einreichen können.

Figure 5 Mask description - "Meldung erstellen"

When entering via "Meldung erstellen", the private identification code of the counter must be specified in order to be able to create the message.

**Zahlmarken recherchieren / Meldung erstellen**

Meldung für den Bereich Texte im Internet / METIS

Mit \* gekennzeichnete Felder müssen ausgefüllt werden!

Zahlmarkenidentifikation

Privater Identifikationscode: 81d5486ee3704400b656ca2643802030

Beteiligte am gemeldeten Werk

Art	Vorname	Name	Karteinummer	Kürzel	Autorenidentifikation
Verlag		Mondial21 e. V.	2780381		

Ich bin am gemeldeten Werk nicht als Verlag beteiligt

Meldungstext

Kurzbeschreibung / Überschrift \*

Zeichen verbleibend: 100

Textkategorie:  Anderer Text  Link

Text

PDF / EPUB-Datei (max. 15 MB)

Durchsuchen

Webbereich/e

Angaben zum gezählten Standort des Textes

Webbereich	URL
1	

Kommentar

Zeichen verbleibend: 500

Rechteeinräumung

Im Bereich der Vergütung von Entnahmen aus gesetzlichen Vergütungsansprüchen\* setzt ein Beteiligungsanspruch des Verlags voraus, dass der jeweilige Urheber eines Werkes oder ein anderer Verlag in der Lizenzkette, von dem der Verlag seine Rechte ableitet, dem Verlag im Hinblick auf dieses Werk ein Recht eingeräumt hat, auf das sich die gesetzlich erlaubten Nutzungen beziehen.

Hiermit erkläre ich Folgendes:

- Unser Verlag hat sich für das gemeldete Werk von dem/den Urheber/in des Werks oder von einem anderen Verlag folgende Rechte als ausschließliche oder einfache Nutzungsrechte vertraglich einräumen lassen:
  - Vertriebs-/Förderungsrecht (§ 16 UrhG)
  - Verbreitungsrecht (§ 17 UrhG)
  - Recht der öffentlichen Zugänglichmachung (§ 19a UrhG)
  - sonstige Rechte der öffentlichen Wiedergabe (§§ 19, 20, 21, 22 UrhG)
- Auf Verlangen wird unser Verlag hinsichtlich der Einräumung der vorgenannten Nutzungsrechte Nachweise erbringen.
- Unser Verlag verpflichtet sich, Zahlprose der VG WORT bei solchen gemeldeten Werken unverzüglich zu entfernen, bezüglich derer die Nutzungsrechte zu einem späteren Zeitpunkt von dem/den jeweiligen Urheber/in des Werks zurückgerufen wurden oder anderweitig entfallen sind.
- Vorsorglich stellt unser Verlag die VG WORT von Ansprüchen des/des Urhebers des Werks frei, soweit diese über den in § 5 Abs. 1 lit. a) des Verteilungsplans der VG WORT festgelegten Urheberanteil hinausgehen.

Hiermit gebe ich die vorstehende Erklärung zur Rechteeinräumung ab.

\* gemäß Teil 1, 6. Abschnitt des Urheberrechtsgesetzes sowie beim Vergütungsanspruch nach § 27 Absatz 2 UrhG

Das Absenden der Meldung kann einige Sekunden dauern.

Meldung absenden Zurücksetzen

Figure 6 Mask Description - Message

### 3.3 Searching of notifications

All notifications of a publisher can be searched and displayed for 3 years.

**3.3.1 Web Service Interface**

Web Service Request URL: <https://tom.vgwort.de/api/external/metis/rest/message/v1.0/researchMetisMessagesRequest>

Webservice Definition: <https://tom.vgwort.de/api/external/swagger-ui/index.html#/message-external-rest-controller/researchMetisMessagesUsingGET>

**3.3.1.1 researchMetisMessages - RequestBody**

Field	Type	Description
offset	int	Return point. The system returns a maximum of 100 notifications at a time. If there are more notifications that match the criteria then these notifications can be viewed via the offset.  Example (190 notifications present): 1st request (offset = 0): Notifications 1 – 100 will be returned 2nd request (offset = 100): Notifications 101 – 190 will be returned
dateTo	date	Searching all notifications until the specified date (optional).
title	string	Searching all notifications containing the provided title (optional).
firstName	string	Searching all notifications containing an author with the provided first name (optional).
surName	string	Searching all notifications containing an author with the provided surname (optional).
cardNumber	cardNumber Type	Searching all notifications containing an author with the provided VG WORT registration number (optional).

All criterias can be combined with each other.

**3.3.1.2 researchMetisMessage - ResponseBody**

Field	Type	Description
amount	Int	Number of returned notifications
offset	Int	To offset for the request
researchedMetisMessage	messageType (Liste)	List of notifications. You can find an example at the end of this document.

**3.3.1.3 researchMetisMessage - Fault**

Field	Type	Description
errorcode	int	The error code. In this case only a technical error (error code 100) can occur.
errormsg	string	Reason for the technical error.

### 3.3.2 The Screen

The notifications can also be searched via a screen. Menu point: “ METIS ” – “ Meldungen suchen”.

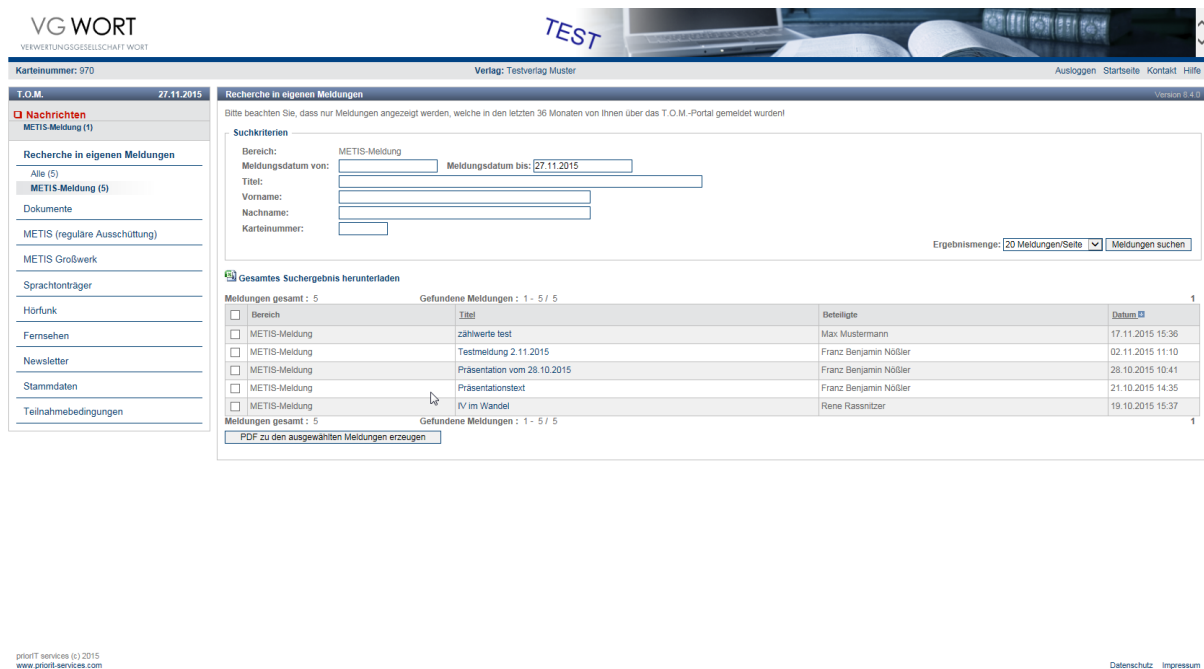


Figure 7 Screen Description: „Recherche in eigenen Meldungen“

### 3.4 Amend registered participants information

All participants registered by the publisher can be found under the “Ergänzung gemeldeter Beteiligter” menu entry. It’s possible to amend either cardnumber or information about authors without contract.



It’s only possible to amend participants when they are registered without cardnumber and without contract.



Only participants with exactly the same name or code can be edited simultaneously.

#### 3.4.1 Web Service Interface

Web Service Request URL: <https://tom.vgwort.de/api/external/metis/rest/message/1.0/ /metis/rest/message/v1.0/updateMessageParticipantRequest>

Webservice Definition: <https://tom.vgwort.de/api/external/swagger-ui/index.html#/message-external-rest-controller/updateMessageParticipantUsingPOST>

##### 3.4.1.1 updateMessageParticipant - RequestBody

Field	Type	Description
privateidentificationid	pixelIDType	Identification ID of the counter mark. Either the private counter ID identification code (in case of a VG WORT counter id) or the publisher key.
participants	participants	The participants of a message.
participants.participant	ParticipantWithCardNumber	1 or more participants. For a description see separate table.



#### ParticipantWithCardNumber

Field	Type	Description
firstname	string_2-40	First name (2-40 characters).
surName	String_2-255	Surname (2-255 characters).
cardNumber	cardNumberType	Valid VG WORT registration number ("Karteinummer").

#### 3.4.1.2 updateMessageParticipant - ResponseBody

Field	Type	Description
Status	okType	Status OK. Sent on successful receipt. In case of an error, the message newMessageFault will be received.

#### 3.4.1.3 updateMessageParticipant - Fault

Field	Type	Description
Errorcode	int	The error code.
Errormsg	string	Reason the notification was not accepted.

#### 3.4.1.3.1 Error Code

Error	Error Code	Notification
A counter ID could not be found.	1	Private identification code: There is no counter ID for the value entered.
Registration number and surname do not match.	4	Contributing participants: The name {surName} {firstName} listed for the registration number {cardNumber} does not match the name of the author.
The counter ID belongs to another user	6	Private identification code: The counter ID has been allocated to another user. Only this user can submit the first notification.
The contributor must not be a publisher.	10	Contributing participants: The name {surName} {firstName} listed for the registration number {cardNumber} cannot be a publisher.
Wrong Counter ID	16	Private identification code: The Counter ID is not allocated to an article but to a reference work.
For this message, a participant message for the cardnumber already exists.	47	Cardnumber: For this message, a participant message for the cardnumber already exists.
The counter ID is not assigned to a message	48	Private identification code: The counter ID is not assigned to a message
The provided name does not exist in the message.	49	Contributing participants: The provided name {surName} {firstName} does not exist in the message.
The reported author is already assigned to the message.	51	The author {surName} {firstName} is already a participant of the message with the private identification code "{counter ID}" and cannot be added again.
The message for this counter ID cannot be edited.	52	The message cannot be edited because it has already been confirmed / discarded.
The cardnumber does not belong to a publisher.	53	Cardnumber: The cardnumber belongs to an author.
The reported combination (name + cardnumber) differs from existing data.	54	Participants: The reported name and cardnumber {firstName} {surName}: {reported cardNumber} differ from the existing data {existing cardNumber}.
Technical fault	100	Technical fault.

3.4.2 The Screen

Registered participants can be searched via a screen. Menu point „METIS“ - „Ergänzung gemeldeter Beteiligter“:

Suche gemeldeter Beteiligter für den Bereich Texte im Internet / METIS Version 11.7.0-SNAPSHOT.rev.2a1ad (PRIORIT-C)

---

**Suchkriterien**

**Verlagsmeldung**

Identifikationscode:

Meldungsdatum von:  Uhrzeit von:  Meldungsdatum bis:  Uhrzeit bis:

Gemeldete URL:

**Beteiligter**

Nachname:  Kürzel:

Vorname:

Ergebnismenge:

---

Gefundene Beteiligte: 1 - 20 / 41 1 2 3 >> >>>

<input type="checkbox"/>	Meldungsdatum / -zeit	Privater Identifikationscode	Öffentlicher Identifikationscode	Name des Beteiligten	Kürzel	Karteinummer des Beteiligten	Adresse des Außenseiters
<input type="checkbox"/>	04.06.2018 07:32	691e1a3d07a84f879d323700798e579c	972a8265f5474de5a5c99eac43b80907	Max Mustermann	-	-	-
<input type="checkbox"/>	04.06.2018 07:32	d335c835e292460e809dcae52c8fca53	e64ec994662b42d3ace171180ce50934	Max Mustermann	-	-	-
<input type="checkbox"/>	04.06.2018 07:32	0d9680369a8f4b4ea7e9625a13f8e927	8f507823bbc64b5a7fd45121296f83	Max Mustermann	-	-	-
<input type="checkbox"/>	04.06.2018 07:32	506249e9459e44b1bc42458f709f507	1f5c91d666f548d29278237f6301f1c1	Max Mustermann	-	-	-
<input type="checkbox"/>	04.06.2018 07:32	cf4ae3e99d7f121878182e2a9edd584	4b9468e1289d4f149e914cd8f0bb67f	Max Mustermann	-	-	-
<input type="checkbox"/>	04.06.2018 07:32	806585a5b884043ad1f401c5b59e4	de4ed432a1b142e290838d92386c876e	Max Mustermann	-	-	-
<input type="checkbox"/>	04.06.2018 07:32	366d1735a18a419a8180fee3ad8be057	9485fee15a2a4e189ac1a90ddb40fe4c	Max Mustermann	-	-	-
<input type="checkbox"/>	04.06.2018 07:31	b38cc5960aa9475f9c1bfb332f571b5a	9cdc15d7dc2b4c7186147a633ecb417f	Max Mustermann	-	-	-
<input type="checkbox"/>	04.06.2018 07:31	64b4a49cd3884ce5b706e8bb9219c2f	90de315981aa4fe4859e3e7eef77975	Max Mustermann	-	-	-
<input type="checkbox"/>	04.06.2018 07:31	0b0946824cea4c5e88e9fba7a4d5bfda	a0d161a0a0dc403ca01091825dc3e3e	Max Mustermann	-	-	-
<input type="checkbox"/>	04.06.2018 07:31	05864da3f7c147d0b9b69285c916e67	baefca0694094b46aded38686425c62e	Max Mustermann	-	-	-
<input type="checkbox"/>	04.06.2018 07:31	1e981e60cd247219e1f53ddb9c83af0	6f2e12dbe80c4949b3de3e5f20c5781d	Max Mustermann	-	-	-
<input type="checkbox"/>	04.06.2018 07:31	03d6a40252549e4843818f12eaf2372	bf26581d356f4b49b45f0721bd38f826	Max Mustermann	-	-	-
<input type="checkbox"/>	04.06.2018 07:31	26e8de6578a7420ca1ade3904302a43f	aae5a16f125406cb7f0034c0fa2302	Max Mustermann	-	-	-
<input type="checkbox"/>	04.06.2018 07:31	674bc94882524f90bd134c72a866a450	033902ca2abb4241a33fc1ba21b43699	Max Mustermann	-	-	-
<input type="checkbox"/>	04.06.2018 07:31	40b9df6b4aa4096bac40e8bab8e86a7	4e31adbb33524c059d5c13b36b03b73c	Max Mustermann	-	-	-
<input type="checkbox"/>	04.06.2018 07:31	f07087c3886449d90baa61d90a184e	efcf79a74dd2412bb6d45b58f8bea5e	Max Mustermann	-	-	-
<input type="checkbox"/>	04.06.2018 07:31	81770eb289b04fd9d932ce59e5247ad	7069160a73774758a0d3a942c3f998f4	Max Mustermann	-	-	-
<input type="checkbox"/>	04.06.2018 07:30	bd53336e39c046b49d7ba49b532919e0	b49c0f5ec3d94155be980ee13e47e003	Max Mustermann	-	-	-
<input type="checkbox"/>	04.06.2018 07:30	0b09456496f0492b84eb3d5a07aa803	4aa5121e24a844dab1e1b234a0183a8	Max Mustermann	-	-	-

Gefundene Beteiligte: 1 - 20 / 41 1 2 3 >> >>>

VG WORT Mondia21 e. V. (Kartei-Nr. 2700381)

Startseite Nachrichten METIS Bibliothekstantieme Fernsehen Hörfunk Presse Sprachträger Wissenschaft

---

Suche gemeldeter Beteiligter für den Bereich Texte im Internet

**Suchkriterien**

Meldungen suchen  
Zahnmarken recherchieren  
Zahnmarken bestellen  
WebServices  
Zahnmarken ohne Beteiligung  
Zugriff auf zugangsbeschränkte Inhalte erlauben  
Zahnmarkenstatistik  
Ergänzung gemeldeter Beteiligter  
Meldung erstellen  
Großwerk Zahnmarken bestellen  
Großwerk Beteiligungsmeldung  
Rechtsanmeldung für alle Meldungen

**Identifikationscode**

**Url**

**Beteiligter**

Nachname / Verlagsbezeichnung  Kürzel

Vorname

---

Suchergebnis

Datenseite 1 bis 100 von 992 1 2 3 4 5 - 10 >> >>>

<input type="checkbox"/>	Meldungsdatum / -zeit	Meldungstitel	Privater Identifikationscode	Öffentlicher Identifikationscode	Name des Beteiligten	Kürzel	Karteinummer des Beteiligten	Adresse des Außenseiters
<input type="checkbox"/>	12.05.2022 11:41 Uhr	Test: verwerfen	07e226c309045339e6e5209a8e5706	a82207e9251b447e937002c38f1fa7f	Muster: Athena		950	
<input type="checkbox"/>	05.05.2022 14:58 Uhr	Test:	a7e139180e6e4b888f98022793a74	c8622e4490244019a838a2923959e9	Test: Muster			
<input type="checkbox"/>	05.05.2022 13:26 Uhr	Test:	1d5ae6177cead31e095118f071a94302	209fa09e588a4628c222e3886f672c	Test: Tester			

Figure 8 Screen Description: „Ergänzung gemeldeter Beteiligter“

Selecting at least one participant and hitting the “Beteiligte bearbeiten”-button opens the screen to enter the cardnumber:

Ergänzung der Daten gemeldeter Beteiligter für den Bereich Texte im Internet / METIS Version: 11.7.0-SNAPSHOT-Rev.2a1ad (PRIORIT-C)

Es wurden 2 Beteiligte zur Bearbeitung ausgewählt.

**Verwendete Suchkriterien**

**Verlagsmeldung**  
Meldungsdatum bis: 04.06.2018 23:59

**Beteiligter**  
Nachname: Mustermann  
Vorname: Max

Meldungsdatum / -zeit	Privater Identifikationscode	Öffentlicher Identifikationscode	Name des Beteiligten	Kürzel	Karteinummer des Beteiligten
04.06.2018 07:32	691e1a3d07a84f879d323700798e579c	972a8265f5474de5a5c99eac43b80907	Max Mustermann	-	-
04.06.2018 07:32	d335c835e292460e809dcae52c8fca53	e64ec994662b42d3ace171180ce50934	Max Mustermann	-	-

**Beteiligter**

Karteinummer:  Rechte übertragen:

Nachname:

Vorname:

[← Zurück](#) Suche gemeldeter Beteiligter für den Bereich Texte im Internet / METIS / Ergänzung der gemeldeten Beteiligten

Ergänzung der gemeldeten Beteiligten

Es wurde 1 Beteiligter zur Bearbeitung ausgewählt.

**Verwendete Suchkriterien**

Meldungsdatum bis: 14.07.2022 Uhrzeit: 23:59

**Ausgewählte Meldungen**

Daransätze 1 bis 1 von

Meldungsdatum / -zeit	Meldungstitel	Privater Identifikationscode	Öffentlicher Identifikationscode	Name des Beteiligten	Kürzel	Karteinummer des Beteiligten
05.05.2022 14:59 Uhr	Text1	a7b139f30464b0868c9580227d3a74	cb822a4902c44019aa33ab29c15f9b9	Text-Muster		

**Beteiligter**

Karteinummer:

Vorname \*  
Text:

Nachname \*  
Muster

Figure 9 Screen Description: „Ergänzung gemeldeter Beteiligter“ – Author with cardnumber

Ergänzung der Daten gemeldeter Beteiligter für den Bereich Texte im Internet / METIS Version: 11.7.0-SNAPSHOT-Rev.2a1ad (PRIORIT-C)

Es wurden 2 Beteiligte zur Bearbeitung ausgewählt.

**Verwendete Suchkriterien**

**Verlagsmeldung**  
Meldungsdatum bis: 04.06.2018 23:59

**Beteiligter**  
Nachname: Mustermann  
Vorname: Max

Meldungsdatum / -zeit	Privater Identifikationscode	Öffentlicher Identifikationscode	Name des Beteiligten	Kürzel	Karteinummer des Beteiligten
04.06.2018 07:32	691e1a3d07a84f879d323700798e579c	972a8265f5474de5a5c99eac43b80907	Max Mustermann	-	-
04.06.2018 07:32	d335c835e292460e809dcae52c8fca53	e64ec994662b42d3ace171180ce50934	Max Mustermann	-	-

**Beteiligter**

Karteinummer:  Rechte übertragen:

Nachname:

Vorname:

Geburtsdatum:

**Adresse des Urhebers**

Straße / Hausnummer:

PLZ:  Ort:

Land:

Hiermit wird bestätigt, dass der Urheber des vorstehend gemeldeten Werkes meinem Verlag für dieses Werk die von der VG WORT wahrgenommenen gesetzlichen Vergütungsansprüche nach dem Urheberrechtsgesetz abgetreten hat. Die Abtretung erfolgte nach Veröffentlichung des Werkes. Auf Verlangen werde ich hinsichtlich der Übertragung der Ansprüche Nachweise erbringen. Vorsorglich stelle ich die VG WORT von Ansprüchen Dritter, insbesondere des Urhebers selbst, frei.

Ich bestätige weiter, dass der Urheber mir gegenüber im Rahmen der Abtretung erklärt hat, dass er bislang in keinem vertraglichen Verhältnis zur Verwertungsgesellschaft WORT (VG WORT) oder einer anderen (ausländischen) Verwertungsgesellschaft für Sprachwerke (z.B. Literar Mechana, Pro Litteris) steht. Ich habe den Urheber auf die Möglichkeit hingewiesen, seinerseits einen Wahrnehmungsvertrag mit der VG WORT abzuschließen und unter den im Verteilungsplan der VG WORT geregelten Voraussetzungen eine Ausschüttung des vorgesehenen Urheberanteils zu erhalten.

Figure 10 Screen Description: „Ergänzung gemeldeter Beteiligter“ – Author without contract

## 3.5 List amended Participants

Amended participants can be listed for research purposes. Data displayed includes first name, last name, file number and date of change.

### 3.5.1 Web Service Interface

Web Service Request URL: <https://tom.vgwort.de/api/external/metis/rest/message/1.0/ /metis/rest/message/v1.0/getAllCompletedParticipantsRequest>

Webservice Definition: <https://tom.vgwort.de/api/external/swagger-ui/index.html#/message-external-rest-controller/getAllCompletedParticipantsUsingGET>

#### 3.5.1.1 getAllCompletedParticipants – Request Parameter

The parameters are optional and are only used to refine search results.

Feld	Typ	Beschreibung
firstName	string_2-60	Firstname (2-60 characters, Wildcard-Search)
surName	string_2-60	Surname (2-60 characters, Wildcard-Search)
cardNumber	string_2-20	Valid VG WORT Cardnumber.
changedDateFrom	Date (yyyy-MM-dd)	(inklusive) lower bound of the amendment date
changedDateTo	Date (yyyy-MM-dd)	(inklusive) upper bound of the amendment date

#### 3.5.1.2 getAllCompletedParticipants – ResponseBody

Feld	Typ	Beschreibung
participants	CompletedParticipant	0 or more amended participants

#### CompletedParticipant

Feld	Typ	Beschreibung
firstName	string_2-60	Firstname (2-60 characters)
name	string_2-60	Surname (2-60 characters)
cardNumber	string_2-20	Valid VG WORT Cardnumber.
changedDate	Date (yyyy-MM-dd)	The date of cardnumber-amendment

#### 3.5.1.3 Error codes

If the search criteria are invalid, a "Bad Request" error is returned.

If no matching participant can be found, an empty response message is returned.

### 3.5.2 The Screen

The already amended participants can be listed via the mask (menu item "METIS" - "Auflistung ergänzter Beteiligter"):

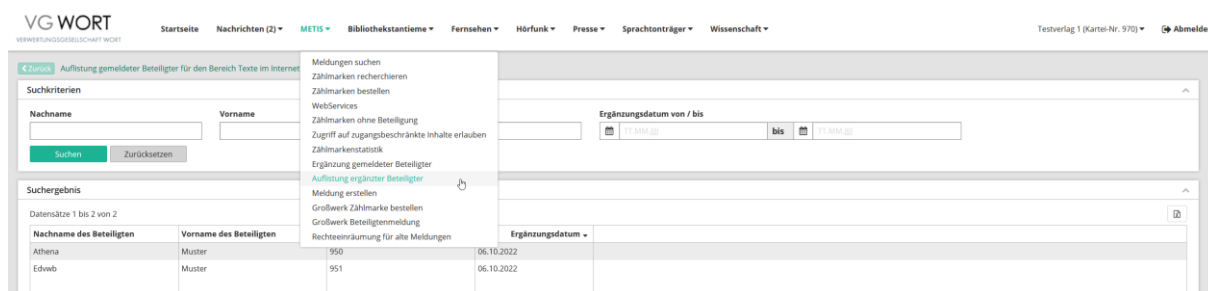


Figure 11 Screen Description: „Auflistung ergänzter Beteiligter“

### 3.6 Author Notification

After the publisher has correctly filed a registration, the contributing authors and translators must be connected to the notification so that the royalties can be paid out. The authors can only register once the minimum visits for the calendar year has been set (in May of the following years) and when the text in question has reached the minimum number of visits.



In order to receive royalty payments, authors must have both a VG WORT registration number (card number) and have registered with the VG WORT notification system (register at <http://tom.vgwort.de>).

If the publisher already provided VG WORT with the registration number when the authors and translators were registered, the authors/translators will be informed of the notification by VG WORT. Given that VG WORT will be able to clearly identify the person. All the author / translator has to do to secure their share of the royalty is to confirm the list of notifications.

If the publisher register the authors and translators only with their first- and surname, the authors and translators will be able to find and confirm such registrations via the menu point "Hinzufügen zu einer Verlagsmeldung". This only works if the minimum number of visits for a year has already been set and if the text has reached this minimum number of visits. Another pre requisite is, that the publisher must use the spelling of the name that is known by VG WORT. If this is not possible (e.g. the author uses a pseudonym without a registration number) the publisher is under an obligation to forward the private identification code for the authors in question. The authors will then be able to use these identification codes to secure their shares in the royalty (menu point "Meldung erstellen").



If a publisher fails to enable the authors to secure their shares of the royalty, the publisher will be excluded from claiming a share.

### 3.7 Checking the Registration Number

When a publisher notification is sent, the system will check whether the registration number and the surname respectively different spelling/pseudonym combination is valid for an author. In the past, the process of collecting registration numbers has proven to be difficult for publishers, as the notifications often resulted in errors which could only be detected when the notification has been sent. There is a web service to check whether the registration number/real surname respectively spelling/pseudonym combination is valid. This helps publishers to enter registration numbers in the internal author inventory. The check with the combination registration number and different spelling/pseudonym requires the first name of the author.

#### 3.7.1 Web Service Interface

Web Service Request URL: <https://tom.vgwort.de/api/external/metis/rest/message/1.0/>  
[/metis/rest/message/v1.0/checkAuthorRequest](https://tom.vgwort.de/api/external/metis/rest/message/v1.0/checkAuthorRequest)

Webservice Definition: <https://tom.vgwort.de/api/external/swagger-ui/index.html#/message-external-rest-controller/checkAuthorUsingGET>

3.7.1.1 checkAuthor - RequestBody

Field	Type	Description
cardNumber	cardNumberType	Author's registration number (card number)
surName	String	Author's surname
firstName	String	Author's first name (optional). Will be required to check against different spellings and pseudonyms.

3.7.1.2 checkAuthor - ResponseBody

Field	Type	Description
Valid	boolean	When the registration number and surname combination is valid, the response will be "true", otherwise it will be "false".

3.7.1.3 checkAuthor - Fault

Field	Type	Description
errorcode	int	The error code. In this case only a technical error (error code 100) can occur.
errormsg	string	Reason for the technical error.

### 3.8 Quality Check

The publisher can see whether the process has been correctly completed. Therefore VG WORT offers a quality check tool. Two general pieces of data are made available:

- Number of counter IDs ordered (updated daily)
- Number of counter IDs counted – total (approximately 4 day delayed)
- Number of counter IDs counted - free access (approximately 4 day delayed)
- Number of counter IDs counted – behind paywall (approximately 4 day delayed)

Furthermore the following data can be viewed for each calendar month (for the last 12 months):

- Number of counter IDs ordered (up to and including the month in question)
- Number of counter IDs counted – total (up to and including the month in question)
- Number of counter IDs counted – free access (up to and including the month in question)
- Number of counter IDs counted – behind paywall (up to and including the month in question)
- Number of counter IDs which are likely to reach the minimum visits for the current year - total
- Number of counter IDs which are likely to reach the minimum visits for the current year – free access
- Number of counter IDs which are likely to reach the minimum visits for the current year – behind paywall
- Number of counter IDs which are likely to reach the minimum visits, but which have not had a notification sent yet – total.
- Number of counter IDs which are likely to reach the minimum visits, but which have not had a notification sent yet – free access.
- Number of counter IDs which are likely to reach the minimum visits, but which have not had a notification sent yet – behind paywall.

The data for any given month will only be calculated and released towards the middle of the following month.



The calculations to work out which counter IDs are likely to reach the minimum visits are based on the most recent set of fixed minimum visit. Given that the minimum visits are only set in January of the following years, this data cannot be used to draw any binding conclusions!

### 3.8.1 The Web Service Interface

Web Service Request URL: <https://tom.vgwort.de/api/external/metis/rest/message/1.0/metis/rest/message/v1.0/qualityControlRequest>

Webservice Definition: <https://tom.vgwort.de/api/external/swagger-ui/index.html#/message-external-rest-controller/qualityControlUsingGET>

#### 3.8.1.1 qualityControl - RequestBody

In order to receive the result of a quality check, an empty RequestBody will be sent.

#### 3.8.1.2 qualityControl - ResponseBody

Each "qualityControlValues" element contains the month and the year for the information being transmitted.

Field	Type	Description
orderedPixelTillToday	int_0-MAX	Number of counter IDs ordered up to the day in question
startedPixelTillToday	int_0-MAX	Number counts commenced – total.
startedPixelTillTodayFree	int_0-MAX	Number counts commenced – free access.
startedPixelTillTodayPaid	int_0-MAX	Number counts commenced – behind paywall
qualityControlValues (qCV)	Quality control values	Quality check values for the month in question (for the last 12 months).
qCV.month	int_1-12	Month for which the values apply (1 - 12).
qCV.year	int_1000-9999	Year for which the values apply.
qCV.orderedPixel	int_0-MAX	Number of counter IDs ordered up to the month in question.
qCV.startedPixel	int_0-MAX	Number of counter IDs counted up to the month in question – total.
qCV.startedPixelFree	int_0-MAX	Number of counter IDs counted up to the month in question – free access.
qCV.startedPixelPaid	int_0-MAX	Number of counter IDs counted up to the month in question – behind paywall.
qCV.minAccess	int_0-MAX	Number of counter IDs which are likely to reach the minimum visits (based on the year in question) – total.
qCV.minAccessFree	int_0-MAX	Number of counter IDs which are likely to reach the minimum visits (based on the year in question) – free access.
qCV.minAccessPaid	int_0-MAX	Number of counter IDs which are likely to reach the minimum visits (based on the year in question) – behind paywall.
qCV.minAccessNoMessage	int_0-MAX	Number of counter IDs which are likely to reach the minimum visits but for which a notification has not yet been sent (based on the year in question) – total.

qCV.minAccessNoMessage Free	int_0-MAX	Number of counter IDs which are likely to reach the minimum visits but for which a notification has not yet been sent (based on the year in question) – free access.
qCV.minAccessNoMessage Paid	int_0-MAX	Number of counter IDs which are likely to reach the minimum visits but for which a notification has not yet been sent (based on the year in question) – behind paywall

3.8.1.3 qualityControl - Fault

Field	Type	Description
errorcode	int	The error code. In this case only a technical error (error code 100) can occur.
errormsg	string	Reason for the technical error.

3.8.2 The Screen

The quality check tool can also be reached via the quality accordance screen (menu point "METIS" - "Zählmarkenstatistik"):

Zählmarkenstatistik im Bereich Texte im Internet / METIS Version: 12.1.1-rev.1c6b2 (PRIORIT-F)

Die Zählmarkenstatistik wird monatlich aktualisiert. Sie zeigt die Summe aller jemals bestellten Zählmarken und die Summe aller Zählmarken in denen die Zählung gestartet wurde. Darüberhinaus wird monatlich ermittelt, welche Zählmarken den Mindestabruf erreicht haben bzw. zu wie vielen davon noch keine Meldungen eingegangen ist (berücksichtigt werden alle Zahlungen aus dem jeweiligen Kalenderjahr, die bis zum jeweiligen Monat eingegangen sind).

Der Mindestzugriff für das aktuelle Jahr wird im darauffolgenden Jahr gesetzt. Grundlage für die Berechnung bildet der Mindestzugriff von 2017.

Ab Mitte Juli 2018 werden die Angaben zu Zahlungen und Meldungen von Texten hinter Bezahlschranken separat ausgewiesen. Ausschlaggebend für die Anzeige ist immer die Art der Zahlung zum Zeitpunkt des Zählerstarts! Der erste Monat, der vollständig alle Zählerstarts und Meldungen nach diesem Schema berücksichtigt, ist der Monat August in 2018. Ein Update der Vormonate ist leider nicht möglich.

**Aktuelle Daten**

Anzahl der bestellten Zählmarken: 22.500  
 Anzahl der gezahlten Zählmarken: 18.500 (frei zugängliche Texte: 13.500 / Texte hinter Bezahlschranken: 5.000)

Monat	Anzahl bestellte Zählmarken	Zählung gestartet	Mindestzugriff erreicht	Mindestzugriff ohne Meldung
März 2018	11.000	10.000 (Frei: 8.500 / Bezahlschranke: 1.500)	8.300 (Frei: 7.400 / Bezahlschranke: 900)	14 (Frei: 10 / Bezahlschranke: 4)
April 2018	12.000	10.300 (Frei: 8.500 / Bezahlschranke: 1.800)	8.600 (Frei: 7.700 / Bezahlschranke: 900)	16 (Frei: 13 / Bezahlschranke: 3)
Mai 2018	13.000	11.200 (Frei: 9.000 / Bezahlschranke: 2.200)	9.000 (Frei: 8.100 / Bezahlschranke: 900)	22 (Frei: 16 / Bezahlschranke: 6)
Juni 2018	14.000	12.000 (Frei: 9.500 / Bezahlschranke: 2.500)	9.400 (Frei: 8.500 / Bezahlschranke: 900)	31 (Frei: 20 / Bezahlschranke: 11)
Juli 2018	15.000	12.800 (Frei: 10.000 / Bezahlschranke: 2.800)	9.700 (Frei: 8.800 / Bezahlschranke: 900)	30 (Frei: 15 / Bezahlschranke: 15)
August 2018	16.000	13.700 (Frei: 10.500 / Bezahlschranke: 3.200)	10.100 (Frei: 9.200 / Bezahlschranke: 900)	41 (Frei: 18 / Bezahlschranke: 23)
September 2018	17.000	14.500 (Frei: 11.000 / Bezahlschranke: 3.500)	10.300 (Frei: 9.400 / Bezahlschranke: 900)	33 (Frei: 23 / Bezahlschranke: 10)
Oktober 2018	18.000	15.300 (Frei: 11.500 / Bezahlschranke: 3.800)	10.700 (Frei: 9.800 / Bezahlschranke: 900)	17 (Frei: 12 / Bezahlschranke: 5)
November 2018	19.000	16.100 (Frei: 12.000 / Bezahlschranke: 4.100)	11.200 (Frei: 10.300 / Bezahlschranke: 900)	45 (Frei: 34 / Bezahlschranke: 12)
Dezember 2018	20.000	16.900 (Frei: 12.500 / Bezahlschranke: 4.400)	11.600 (Frei: 10.700 / Bezahlschranke: 900)	49 (Frei: 35 / Bezahlschranke: 14)
Januar 2019	21.000	17.700 (Frei: 13.000 / Bezahlschranke: 4.700)	7.500 (Frei: 7.400 / Bezahlschranke: 100)	15 (Frei: 12 / Bezahlschranke: 3)
Februar 2019	22.000	18.500 (Frei: 13.500 / Bezahlschranke: 5.000)	7.800 (Frei: 7.400 / Bezahlschranke: 400)	29 (Frei: 14 / Bezahlschranke: 15)

VG WORT Startseite Nachrichten METIS Bibliothekssysteme Fernsehen Hörfunk Preise Sprachträger Wissenschaft Mondia21 e.V. (Kartei-Nr. 278581) Abma

Zählmarkenstatistik im Bereich Texte im Internet

Die Zählmarkenstatistik wird monatlich aktualisiert. Sie zeigt die Summe aller jemals bestellten Zählmarken und die Summe aller Zählmarken in denen die Zählung gestartet wurde. Darüberhinaus wird monatlich ermittelt, welche Zählmarken den Mindestabruf erreicht haben bzw. zu wie vielen davon noch keine Meldungen eingegangen ist (berücksichtigt werden alle Zahlungen aus dem jeweiligen Kalenderjahr, die bis zum jeweiligen Monat eingegangen sind).

Der Mindestzugriff für das aktuelle Jahr wird im darauffolgenden Jahr gesetzt. Grundlage für die Berechnung bildet der Mindestzugriff von 2021.

Ab Mitte Juli 2018 werden die Angaben zu Zahlungen und Meldungen von Texten hinter Bezahlschranken separat ausgewiesen. Ausschlaggebend für die Anzeige ist immer die Art der Zahlung zum Zeitpunkt des Zählerstarts! Der erste Monat, der vollständig alle Zählerstarts und Meldungen nach diesem Schema berücksichtigt, ist der Monat August in 2018. Ein Update der Vormonate ist leider nicht möglich.

**Aktuelle Daten**

Anzahl der bestellten Zählmarken: 11700  
 Anzahl der gezahlten Zählmarken: 10436 (frei zugängliche Texte: 10433 / Texte hinter Bezahlschranken: 0)

Zählmarkenstatistik

Datensätze 1 bis 12 von 12

Monat	Anzahl bestellte Zählmarken	Zählung gestartet	Mindestzugriff erreicht	Mindestzugriff ohne Meldung
März 2021	10700	9486 (Frei: 9486 / Bezahlschranke: 0)	14 (Frei: 14 / Bezahlschranke: 0)	0 (Frei: 0 / Bezahlschranke: 0)
April 2021	10700	9576 (Frei: 9576 / Bezahlschranke: 0)	19 (Frei: 19 / Bezahlschranke: 0)	0 (Frei: 0 / Bezahlschranke: 0)
Mai 2021	10700	9677 (Frei: 9677 / Bezahlschranke: 0)	30 (Frei: 30 / Bezahlschranke: 0)	0 (Frei: 0 / Bezahlschranke: 0)
Juni 2021	10700	9759 (Frei: 9759 / Bezahlschranke: 0)	32 (Frei: 32 / Bezahlschranke: 0)	0 (Frei: 0 / Bezahlschranke: 0)
Juli 2021	10700	9857 (Frei: 9857 / Bezahlschranke: 0)	39 (Frei: 39 / Bezahlschranke: 0)	0 (Frei: 0 / Bezahlschranke: 0)
August 2021	10700	9947 (Frei: 9947 / Bezahlschranke: 0)	44 (Frei: 44 / Bezahlschranke: 0)	0 (Frei: 0 / Bezahlschranke: 0)
September 2021	10700	10032 (Frei: 10032 / Bezahlschranke: 0)	45 (Frei: 45 / Bezahlschranke: 0)	0 (Frei: 0 / Bezahlschranke: 0)
Oktober 2021	10700	10115 (Frei: 10115 / Bezahlschranke: 0)	48 (Frei: 48 / Bezahlschranke: 0)	0 (Frei: 0 / Bezahlschranke: 0)
November 2021	10700	10200 (Frei: 10200 / Bezahlschranke: 0)	52 (Frei: 52 / Bezahlschranke: 0)	0 (Frei: 0 / Bezahlschranke: 0)
Dezember 2021	10700	10280 (Frei: 10280 / Bezahlschranke: 0)	56 (Frei: 56 / Bezahlschranke: 0)	0 (Frei: 0 / Bezahlschranke: 0)
Januar 2022	11700	10362 (Frei: 10362 / Bezahlschranke: 0)	1 (Frei: 1 / Bezahlschranke: 0)	0 (Frei: 0 / Bezahlschranke: 0)
Februar 2022	11700	10436 (Frei: 10436 / Bezahlschranke: 0)	2 (Frei: 2 / Bezahlschranke: 0)	0 (Frei: 0 / Bezahlschranke: 0)

Figure 12 Publishers' Quality Check Tool Screen Description



### 3.9 Login Protected Texts



Texts on login protected pages can be counted, registered and have royalties paid out for them, where the relevant criteria are met. If this is the case, VG WORT must be provided with free access to the pages in question!

Access can be provided via a user account which is set up in advance or by releasing the texts for access in a defined computer network.

The process can be selected by the publisher itself via the "Zugriff auf zugangsbeschränkte Inhalte erlauben" menu point (both processes may be selected at the same time).

Administration des Benutzerkontos zur Prüfung zugangsbeschränkter Inhalte für den Bereich Texte im Internet/METIS Version 5.0.2

**Gewährung des Zugriffs auf kennwortgeschützte und/oder kostenpflichtige Texte**

Freischaltung der VG WORT durch Netzwerkfreigabe (IP Adressen)  
Die folgenden IP Adressen müssen freigeschaltet werden:  
217.243.235.90, 109.68.48.213, 109.68.48.211

Vergabe eines Benutzerkontos

**Benutzerkonto**

Login ID:  \*

Passwort:  \*

Soll das Benutzerkonto an eine E-Mail Adresse gebunden sein, verwenden Sie hierfür bitte benutzerkonto@vgwort.de.

Speichern

**Figure 13 Description to Allow Access to login protected Screen**

The notification of articles behind paywalls is not possible without providing free access for VG WORT to those articles.

In order to provide VG WORT with access to paid content for verification purposes, VG WORT must be provided with access to a suitable user account, or the publisher must provide VG WORT with technical access (e.g. via an IP address).



If access is to be provided via a user account, the publisher must ensure that VG WORT has access to all relevant content through this user account, as only one user account can be set up per publisher.

## 4 Technical Processes / Web Services

### 4.1 Authentication

Web Service authentication operates using the standard "*RFC 2617: HTTP Authentication: Basic and Digest Access*" (see <http://www.ietf.org/rfc/rfc2617.txt>). The basic process is used. In this process, the user name and the password are sent in plain text with the request. The fields are protected (encrypted) because the connection is secured using SSL protocols (see 4.2 Data Security).

#### 4.1.1 Authorisation / Authentication Errors

In the same way as with the T.O.M. portal, a user's identity can be verified (authentication: HTML error code 401) as can the rights had by that user (authorisation: HTML error code 403). In both cases, the system will send the HTML error code back to the client.

### 4.2 Data Security

In order to protect data being transmitted throughout this process, the Web Service is only available via a standard HTTP SSL port. This means that all the data that is transmitted is encrypted. The server is authenticated against the client via a certificate.

### 4.3 Versioning

In case the interface version should be updated, a new version of the interface will be made available while the older version will still be supported. The Web Services versioning is done via the URL. In the case of the pixelOrder, version 1.0 was available at the following address:

*<Domainname>/api/external/metis/rest/pixel/1.0/order/*

Version 1.1:

*< Domainname>/api/external/metis/rest/pixel/1.1/order/*

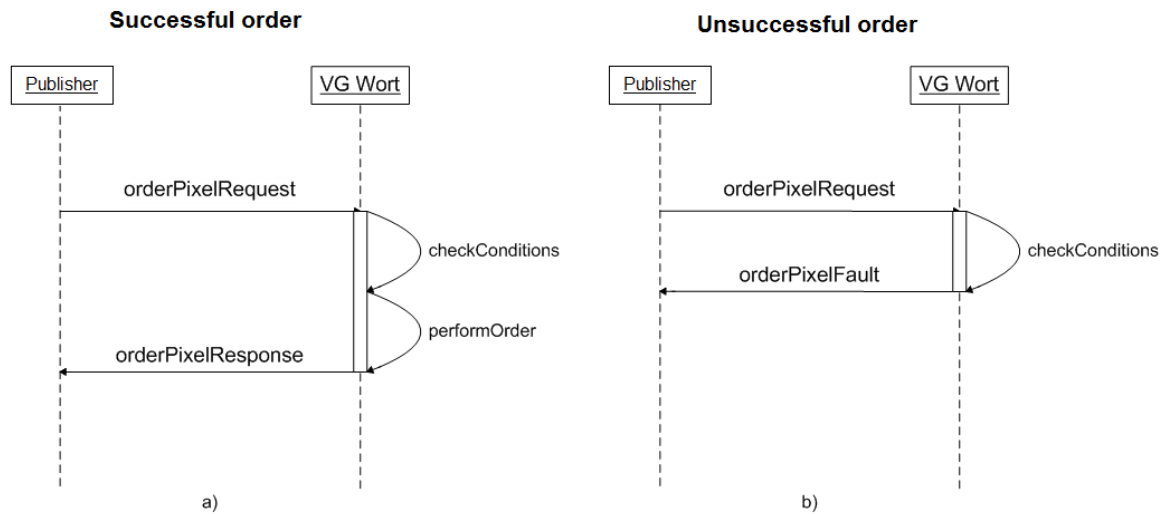
### 4.4 Notifications / Process

In the Web Service, we differentiate between three different types of notifications:

- Request
- Response
- Error

A request contains all parameters required to launch an operation. A request contains the result defined for an operation. If an error occurs (wrong client parameter or server problems) during the operation, an error message will be sent.

The process is outlined in the diagram below (based on the example of a counter ID order).



**Figure 14 Counter ID Order Sequence Diagram**



The answer (response or error) from a Web Service request always has to be received before a new request can be made. Otherwise, there will be a technical error!  
 Example: waiting for the response from a counter ID order before a new order is sent.

## 4.5 Test System

If you would like to try out the interface before commencing use, please contact us at [metis.support@vgwort.de](mailto:metis.support@vgwort.de) to organise temporary access to a test system.



The test system data is periodically deleted. Counter IDs which have been ordered in the test system are invalid and cannot be used to earn royalties!

## 4.6 Example for Web Service Requests

All web services are documented with Swagger at <https://tom.vgwort.de/api/external/swagger-ui/index.html>. There are also JSON examples for each web service.

Username and password must be entered when accessing this page.